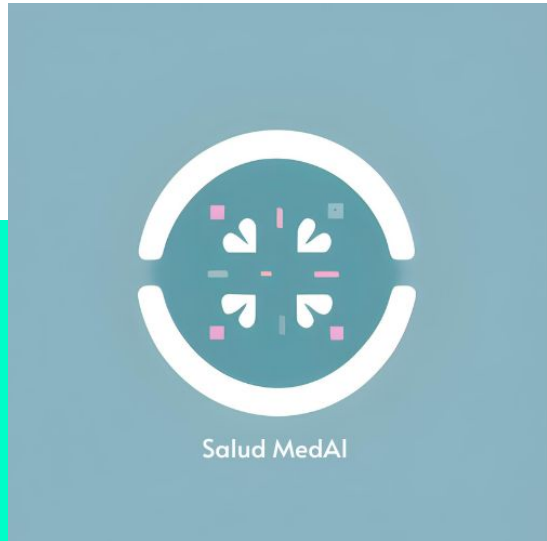


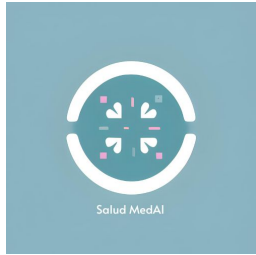
# Medical Dilemma: Medical Visual Question Answering (MVQA)



## Salud MedAI (Group 14)

Camille Ko  
Anubhav Dattagupta  
Dennis Chan  
Zicong Wen  
Jordana Izquierdo

# Who Are We?



- We are a dedicated group of **data science** students deeply passionate about the realms of artificial intelligence and the **medical** field.
- Our **focus** : **AI** to address complex **medical** challenges. Strive to find innovative solutions to intricate **medical dilemmas**.
- Our **mission**: is to contribute to the advancement of **healthcare**

# Imagine...



# Problem

- X-rays and CT scans are common diagnostic tools, but they are hard to interpret by non-trained individuals.
- Research shows that the reports of these scans often take up to a week to be generated<sup>1</sup>.
- On average, patients may need to wait for an additional appointment with their GP to understand the results<sup>2</sup>.
- The uncertainty of not knowing the results can result in sleepless nights and emotional distress.

## References:

1. <https://www.nibib.nih.gov/sites/default/files/2022-05/Fact-Sheet-Computed-Tomography.pdf>
2. Computed Tomography (CT) Scans and Cancer Fact Sheet - NCI. <https://www.cancer.gov/about-cancer/diagnosis-staging/ct-scans-fact-sheet>

# Problem

- X-rays and CT scans are common diagnostic tools, but they are hard to interpret by non-trained individuals.
- Research shows that the reports of these scans often take up to a week to be generated<sup>1</sup>.
- On average, patients may need to wait for an additional appointment with their GP to understand the results<sup>2</sup>.
- The uncertainty of not knowing the results can result in sleepless nights and emotional distress.

# Solution

- Lessen the delays in receiving scan reports lead to heightened anxiety among patients.
- Improve general understandability of these reports.
- Patients might take preventive measures while waiting for results, avoiding potential complications.


## References:

1. <https://www.nibib.nih.gov/sites/default/files/2022-05/Fact-Sheet-Computed-Tomography.pdf>
2. Computed Tomography (CT) Scans and Cancer Fact Sheet - NCI. <https://www.cancer.gov/about-cancer/diagnosis-staging/ct-scans-fact-sheet>

# Medical Visual Question Answering (MVQA)

Healthcare

MVQA

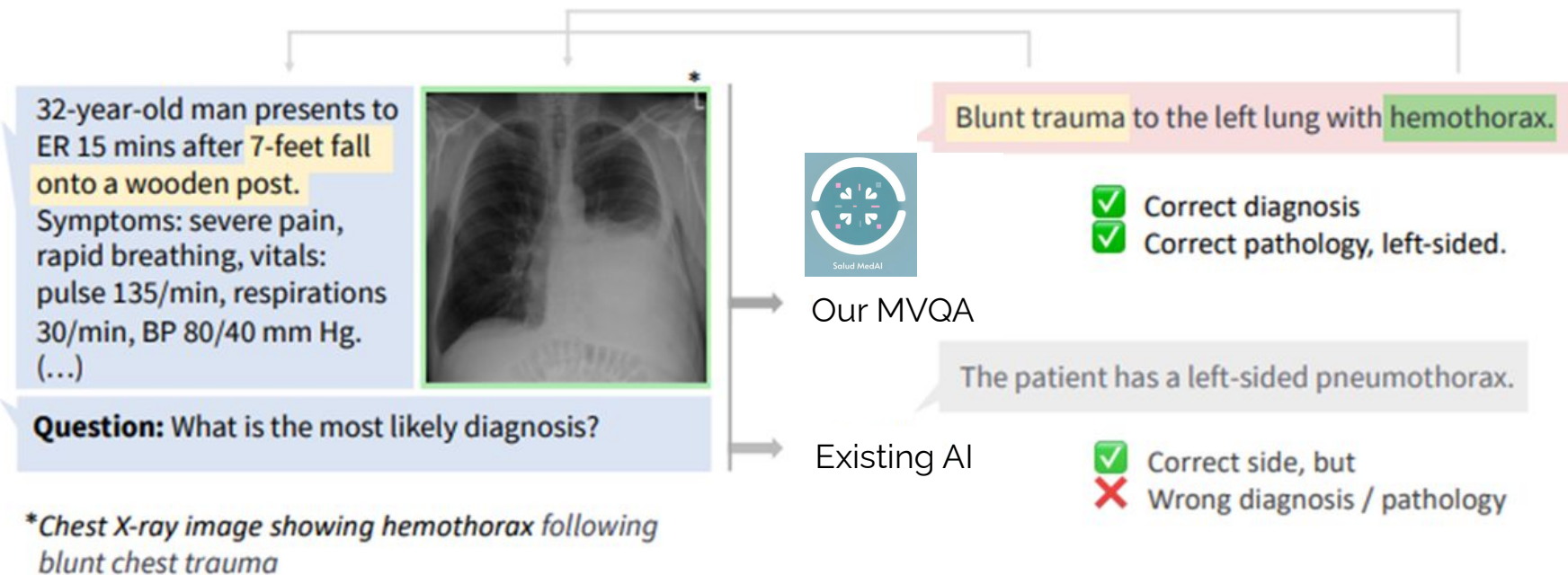


Adobe Stock | #196781615

Reference:

<https://www.google.com/url?sa=i&url=https%3A%2F%2Fstock.adobe.com%2Fbr%2Fimages%2Ffriends-shake-hands%2F196781615&psig=AOvWawonkMgpsOZMmdXPRBxmRvCk&ust=1692187933869000&source=images&cd=vfe&opi=89978449&ved=0CA8QjRxqFwoTCPC4rLfR3oADFQAAAAAdAAAAABAE>

# Salud MedAI system prototype: MVQA



# Why Salud MedAI - MVQA

1. Efficiency and resource allocation
2. Efficient report generation
3. Reports from x-ray and CT scan images in minutes
4. Easy to read, accurate, and explainable
5. Fill in the knowledge gap
6. Help patients to better prepare themselves and start taking preventive measures before seeing their GP



# Thank you so much for listening. Connecting with us



**Camille KO**

AI Developer | Data Scientist (Python/SQL/  
Cloud) | Analytics Engineering | Machine/De...



**Zicong Wen**

Student at University of Adelaide



**Anubhav Dattagupta**

Student at University of Adelaide



**Ka Hing Chan**

Artificial Intelligence and Machine Learning



**Jordana Izquierdo**

Data Science | Data analytics | Master  
of Data Science candidate at Universi...



